УТГ

UKRAINIAN GAS TRANSPORTATION SYSTEM OPERATIONAL PARAMETERS 28 APRIL 2015 (MCM/DAY)

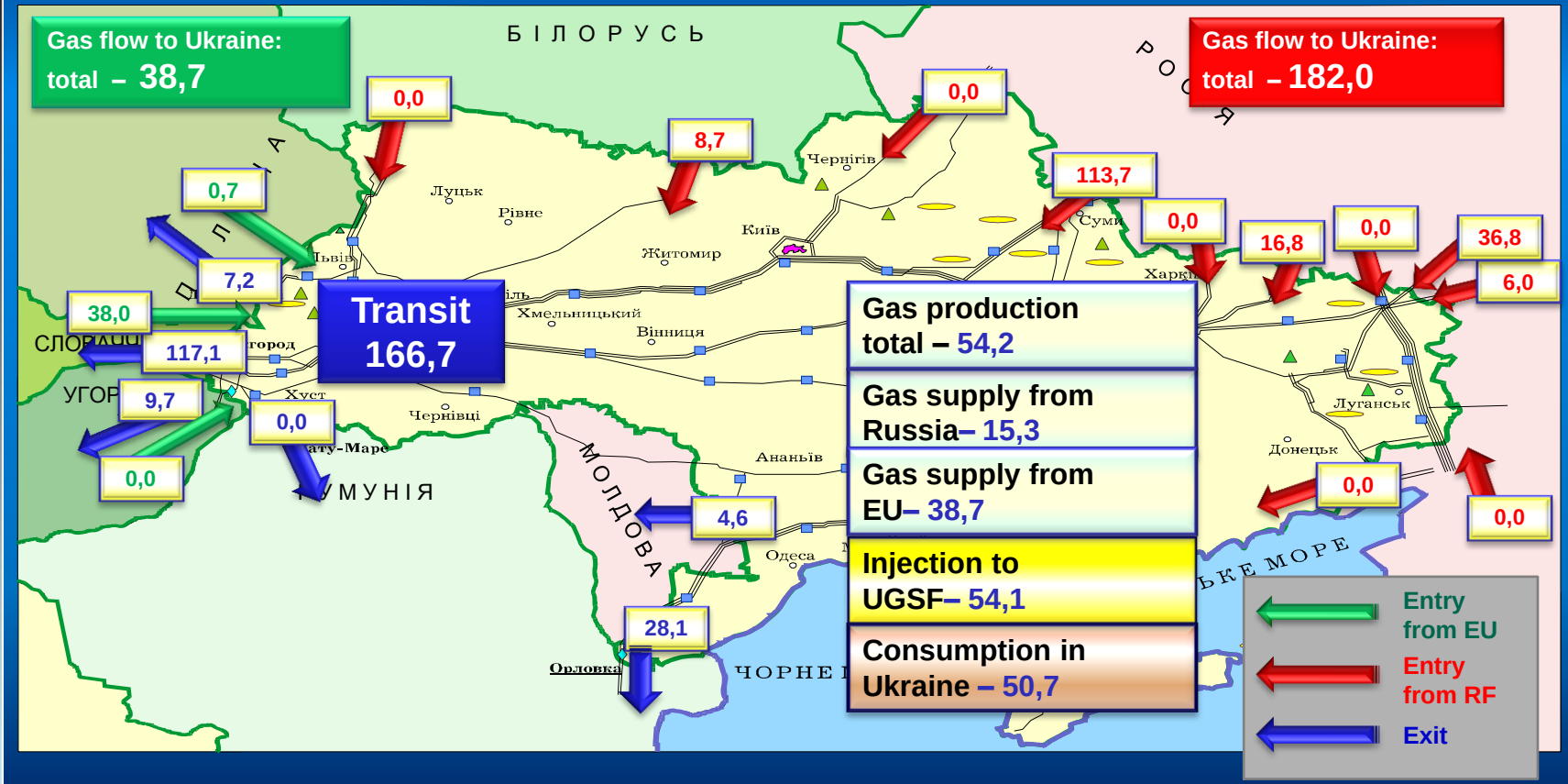

GAS FLOWS FROM EU TO UKRAINE

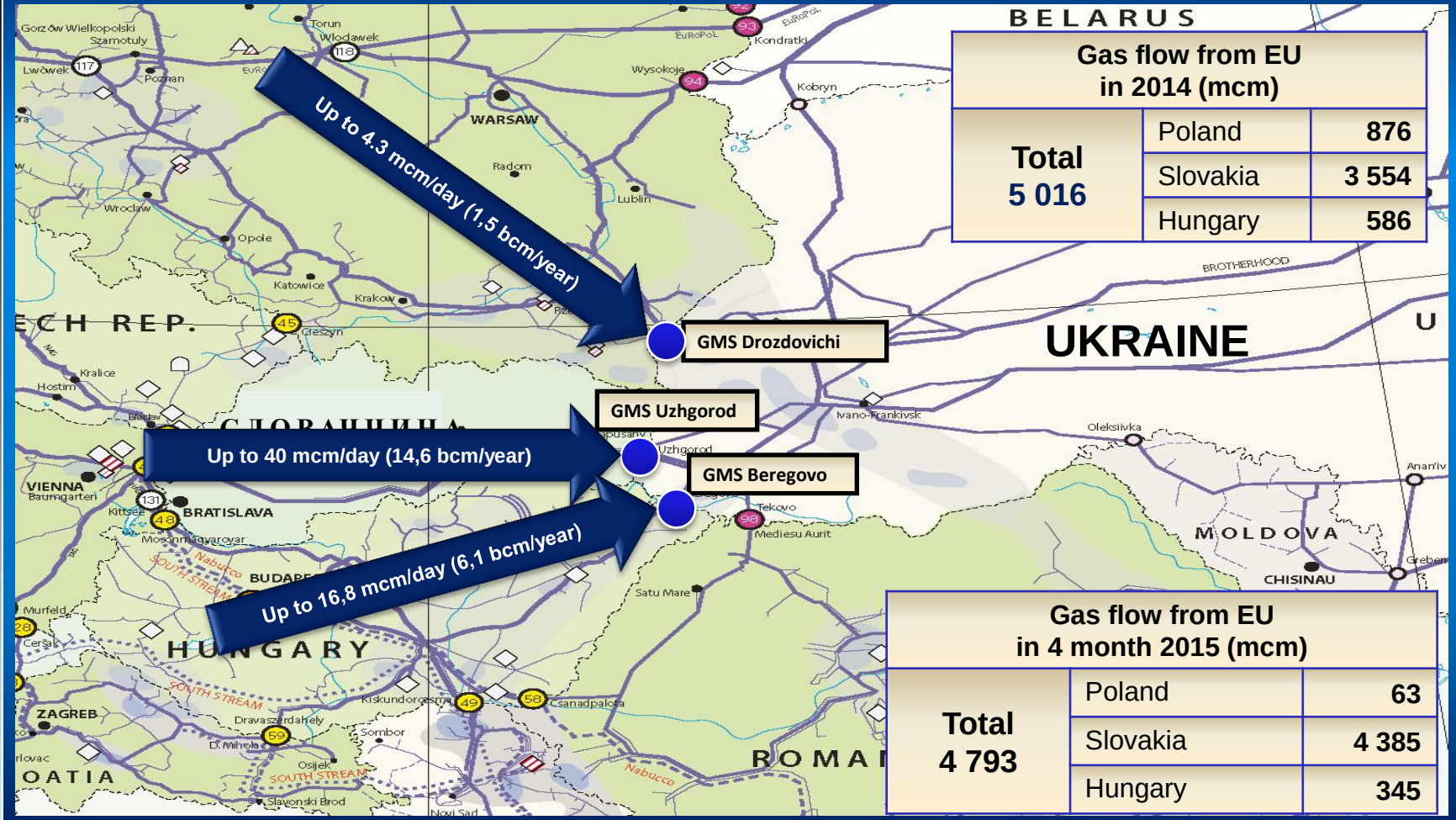

Gas flow from EU in 2014 (mcm)		
Total 5 016	Poland	876
	Slovakia	3 554
	Hungary	586

Gas flow from EU in 4 month 2015 (mcm)		
Total 4 793	Poland	63
	Slovakia	4 385
	Hungary	345

УКРТРАНСГАЗ

GAS IMPORT TO UKRAINE IN 2013-2015

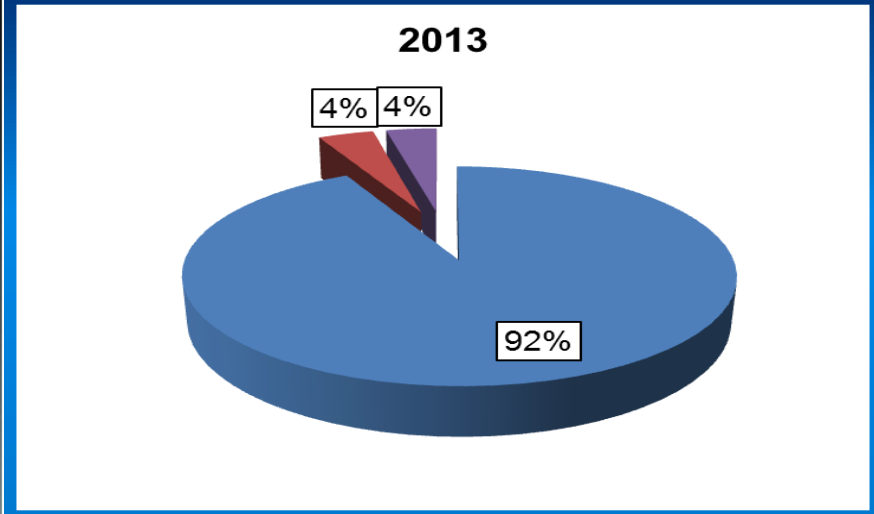

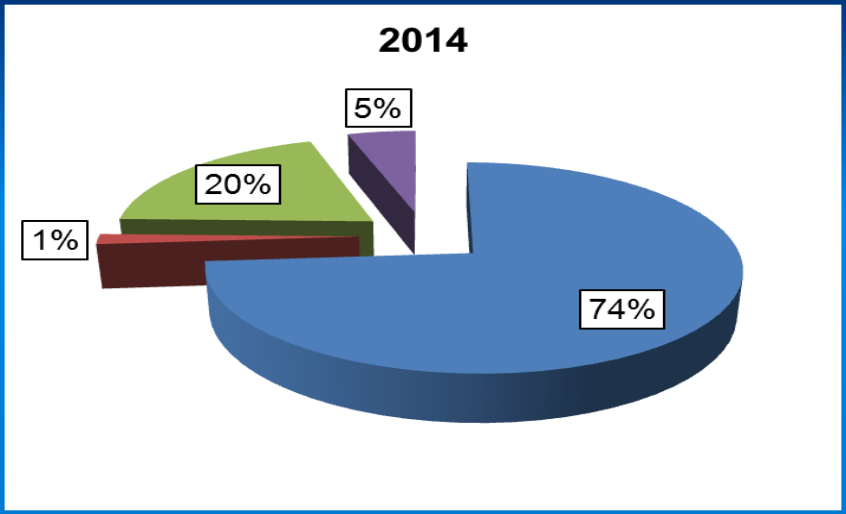

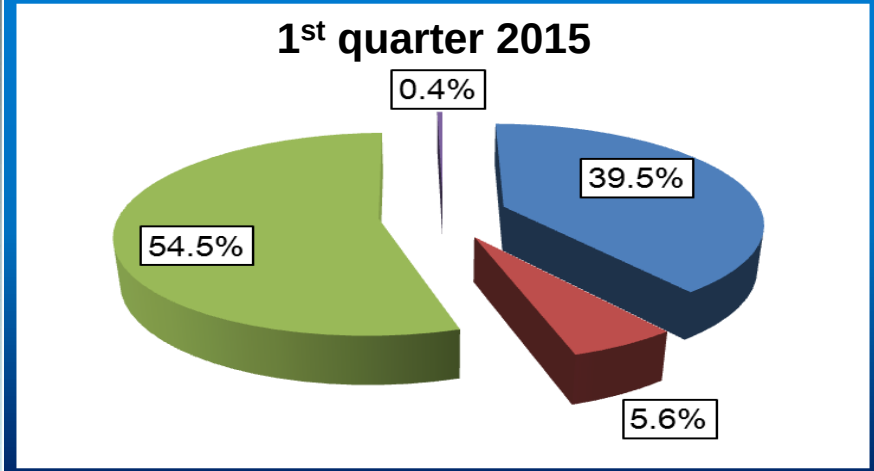

- Import from Russia
- Hungary (GMS Beregdaroc)
- Slovakia (GMS Budince)
- Poland (GMS Hermanovice)

УКРТРАНСГАЗ

UNDERGROUND GAS STORAGE FACILITIES

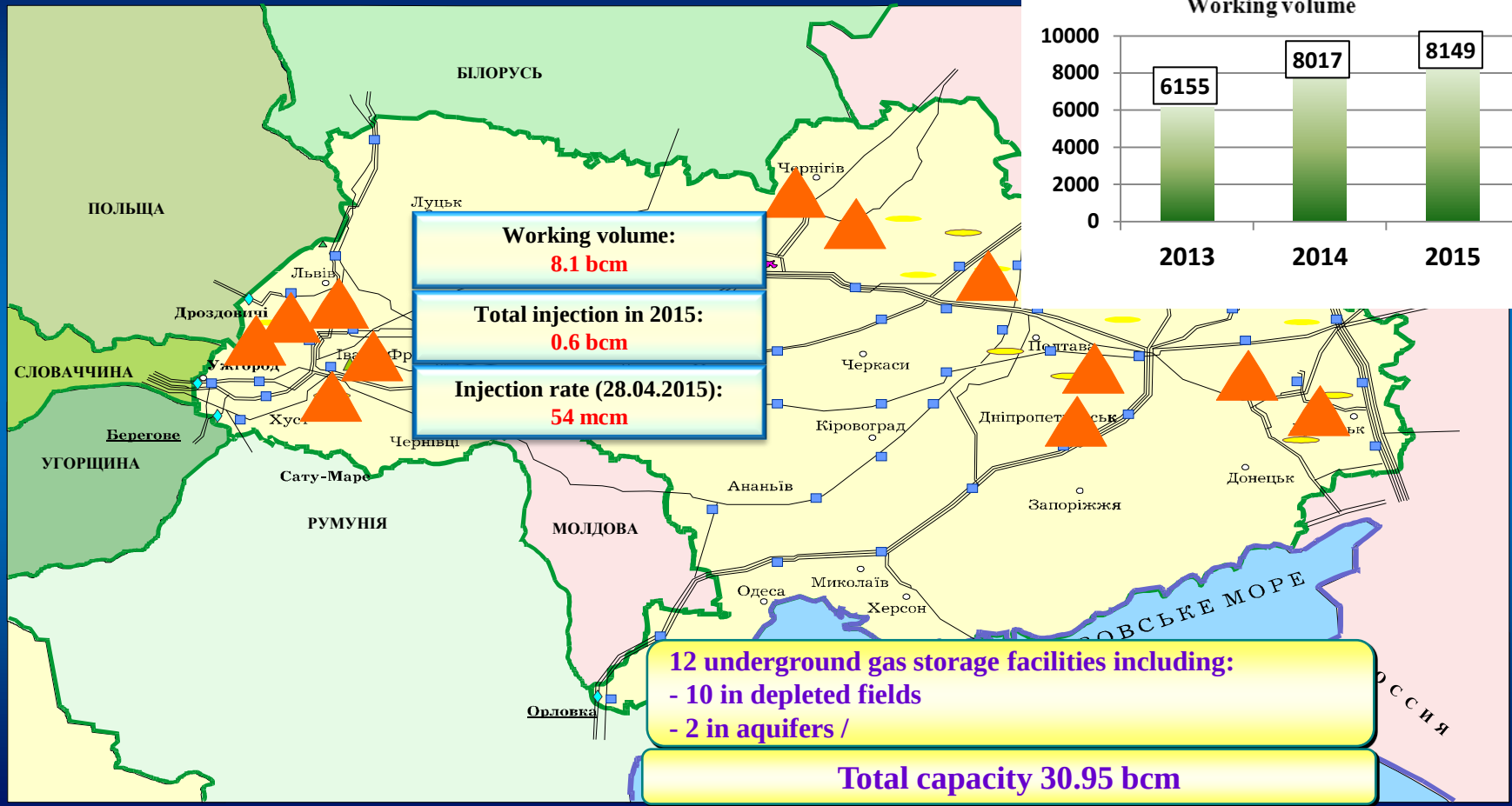

УКРТРАНСГАЗ

NOMINATIONS AND TRANSIT VOLUMES IN 2015 (MCM/DAY)

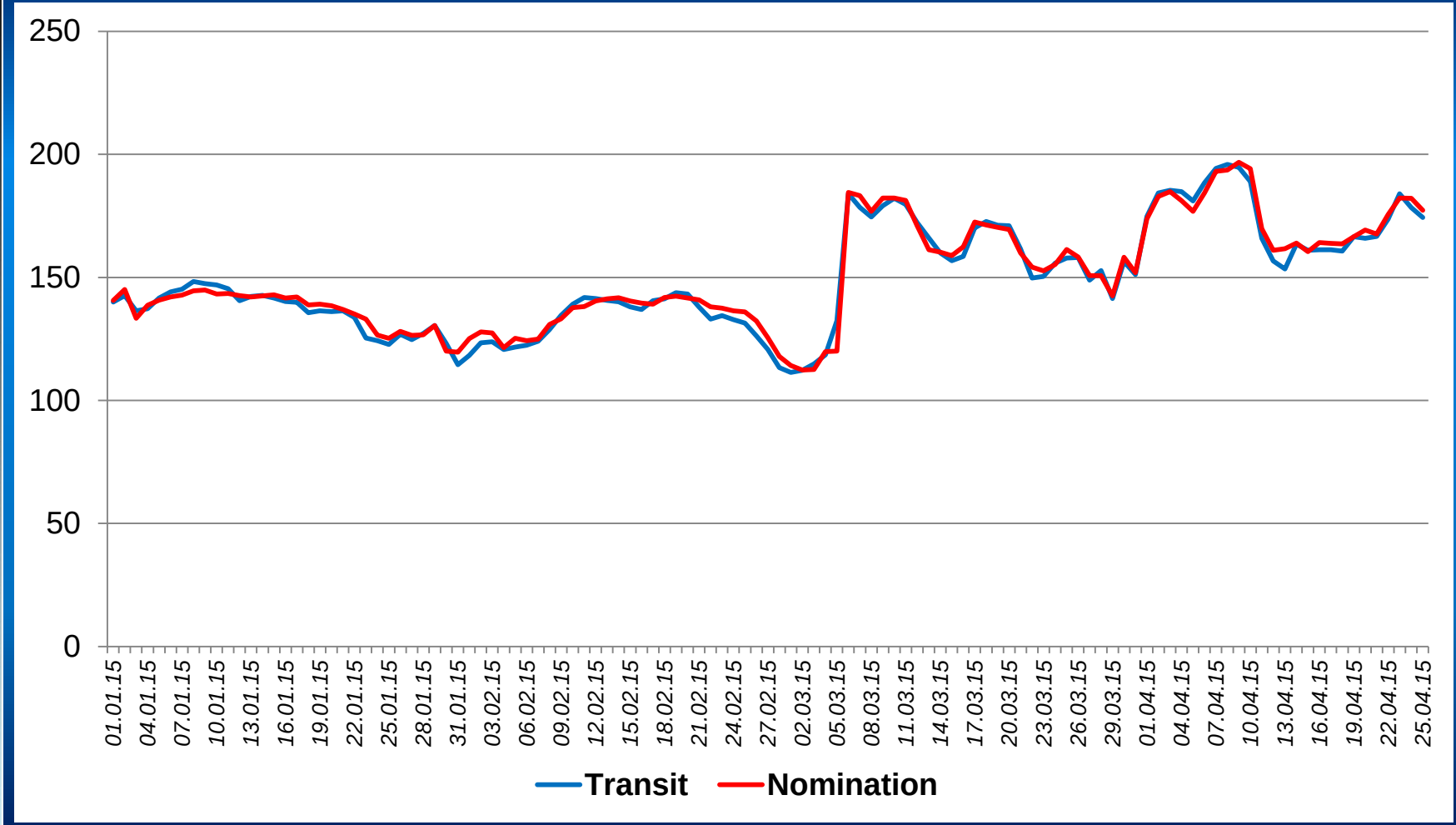

DATA EXCHANGE WITH ENTSOG TRANSPARENCY PLATFORM

entsog transparency PLATFORM

POINTS | ZONES | OPERATORS | CALENDAR | SUBSCRIBE | HELP | LOGIN

GRTgaz : From 23/04/2015 07:00 To 24/04/2015 07:00 Planned Interruption of Firm Capacity Obergailbach (FR) / Medelsheim (DE) entry (15.13 %) - Value: 73,969,305 kWh/d Details

Search Zone or Point

RECENTLY VIEWED ITEMS

Points | Zones | Clear all points

- Sudzha (RU) / Ukraine (UA) (1 direction)
- Belgorod (RU)/ Ukraine (UA) (1 direction)
- Kobryn (1 direction)
- Budince (2 directions)
- Oleksiivka (1 direction)
- Uzhgorod (UA) - Velké Kapušany (SK) (2 directions)

Name of the concerned interconnection point	Uzhgorod		
Mcm/d	Previous day	Current day	Next day
Nomination	111.30	106.20	106.20
Actual physical gas flows	111.34		
Comments			

Name of the concerned interconnection point	Odovka		
Mcm/d	Previous day	Current day	Next day
Nomination	28.70	32.70	32.70
Actual physical gas flows	28.87		
Comments			

Name of the concerned interconnection point	Drozdovichi		
Mcm/d	Previous day	Current day	Next day
Nomination	11.00	12.00	12.00
Actual physical gas flows	11.10		
Comments			

Name of the concerned interconnection point	Tekovo		
Mcm/d	Previous day	Current day	Next day
Nomination	0.00	0.00	0.00
Actual physical gas flows	0.00		
Comments			

Name of the concerned interconnection point	Beregovo		
Mcm/d	Previous day	Current day	Next day
Nomination	8.90	11.70	11.70
Actual physical gas flows	10.56		
Comments			

	TOTAL		
Mcm/d	Previous day	Current day	Next day
Nomination	159.90	162.60	162.60
Actual physical gas flows	161.87		
Comments			

Name of the concerned interconnection point	Sokhranovka		
Mcm/d	Previous day	Current day	Next day
Nomination	6.00	6.00	6.00
Actual physical gas flows	5.85		
Comments			

Name of the concerned interconnection point	Sudja		
Mcm/d	Previous day	Current day	Next day
Nomination	107.50	109.20	109.20
Actual physical gas flows	107.55		
Comments			

Name of the concerned interconnection point	Pisarevka		
Mcm/d	Previous day	Current day	Next day
Nomination	36.00	36.00	36.00
Actual physical gas flows	35.16		
Comments			

Name of the concerned interconnection point	Valujki		
Mcm/d	Previous day	Current day	Next day
Nomination	15.00	16.00	16.00
Actual physical gas flows	15.21		
Comments			

Name of the concerned interconnection point	Kobryn / Mozyr		
Mcm/d	Previous day	Current day	Next day
Nomination	12.00	12.00	12.00
Actual physical gas flows	12.07		
Comments			

	TOTAL		
Mcm/d	Previous day	Current day	Next day
Nomination	176.50	179.20	179.20
Actual physical gas flows	175.84		
Comments			

DATA EXCHANGE WITH GIE TRANSPARENCY PLATFORM

TOTAL EU 28	24,802.83	136.43	64.22	26.86%	0.03%		92,271.45	960.82	1,711.34

Facility	Non-EU Da		
	Storage	Injection	Withdra
▼ Ukraine	8,251.24	48.20	0
▼ PJSC UkrTransgas	8,251.24	48.20	0
Bilche-Volytsko-Uherske	4,994.68	28.59	
Uherske (XIV-XV)	426.04	0.00	
Oparske	28.98	0.00	
Dashavske	772.89	7.42	
Bohorodchanske	673.87	0.00	
Kehychivske	187.37	6.20	
Verhunske	176.03	0.00	
Krasnopopivske	14.39	0.00	
Proletarske	343.84	0.00	
Solokhivske	16.66	0.00	
Chervonopartyzanske	519.25	6.00	
Olyshivske	97.26	0.00	
▼ PJSC Chornomornaftogaz (Crimea)*	0.00	0.00	0
Hlibovske	0.00	0.00	
TOTAL NON-EU	8,251.24	48.20	0

*Data on Crimea as of March 12, 2014. Remaining balance in the Crimean s
unavailable.

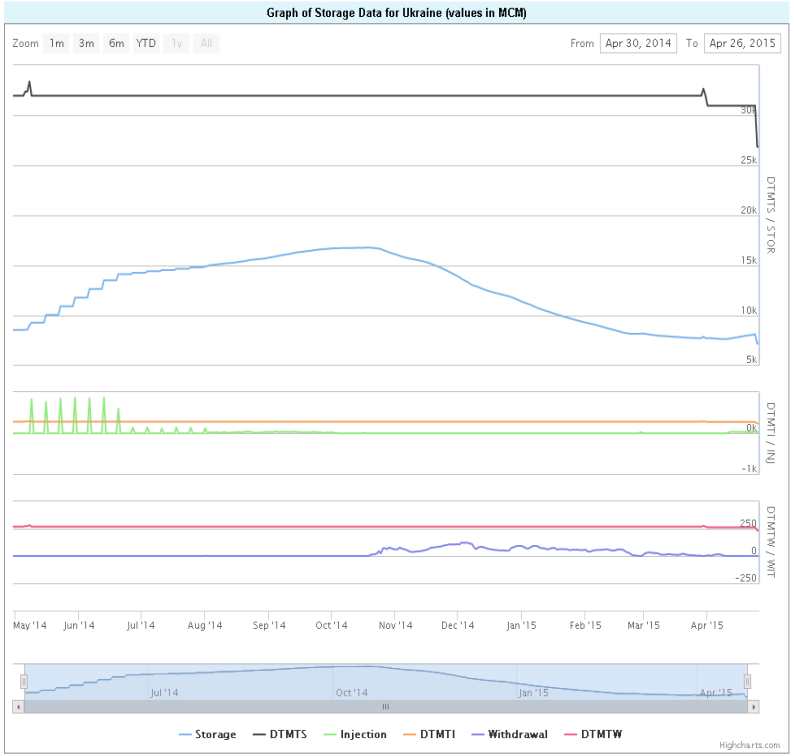

УТГ